

**Match Statistics**

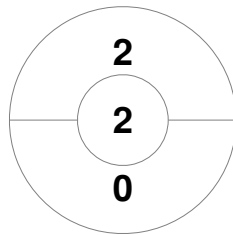
Match #	Date	Time	Pool / Class	Pitch
9	20 Apr 2017	15:00	Pool A	Pitch 2

<b>Tasmania</b>	Official	1	2	T
	TAS	2	3	5
	ACT	2	0	2
<b>Australian Capital Territory</b>				

**Penalty Corners**

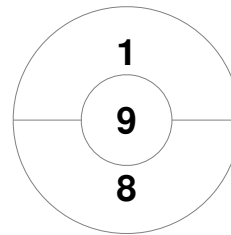


**TAS**

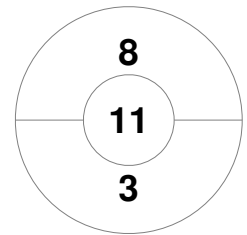


**ACT**

**Circle Entries**

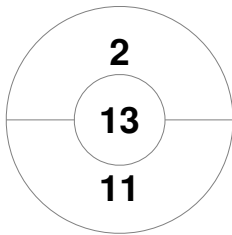


**TAS**

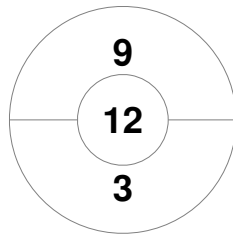


**ACT**

**Shots**

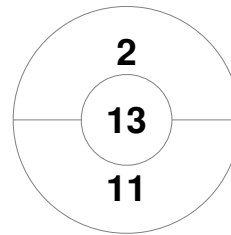


**TAS**

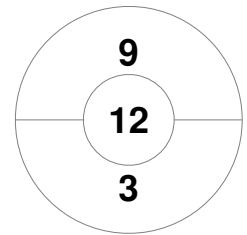


**ACT**

**Shots on Target**

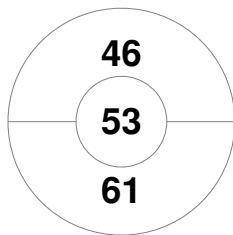


**TAS**

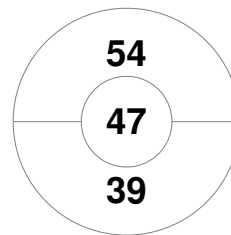


**ACT**

**Possession %**



**TAS**



**ACT**

