

Match Statistics

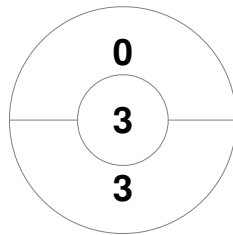
Match #	Date	Time	Pool / Class	Pitch
14	21 Apr 2017	15:00	Pool A, Pool D	Pitch 1

<b>Australian Capital Territory</b>	Official	1	2	T	<b>Northern Territory</b>
	ACT	2	1	3	
	NT	1	2	3	

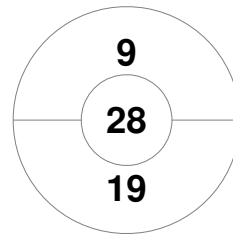
Penalty Corners



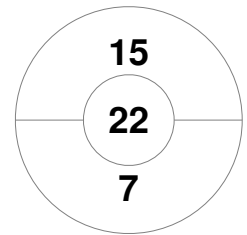
ACT



NT



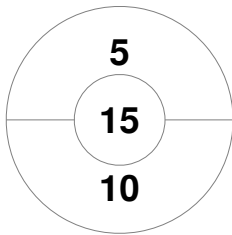
ACT



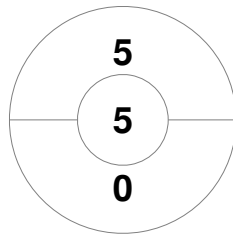
NT

Circle Entries

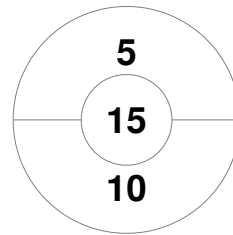
Shots



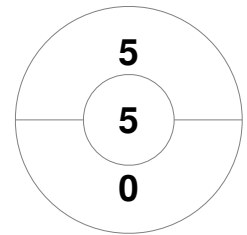
ACT



NT



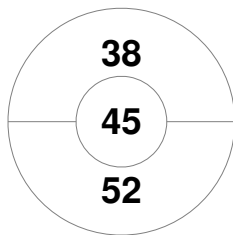
ACT



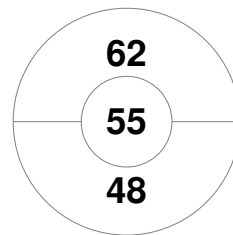
NT

Shots on Target

Possession %



ACT



NT

