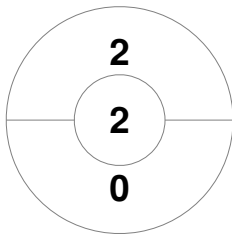


**Match Statistics**

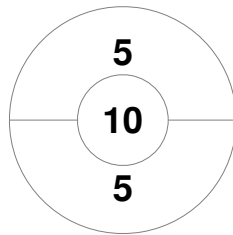
Match #	Date	Time	Pool / Class	Pitch
28	26 Apr 2017	13:00	Pool D	Pitch 2

<b>Australian Capital Territory</b>	Official	1	2	T	<b>Queensland</b>
	ACT	0	0	0	
	QLD	1	2	3	

**Penalty Corners**

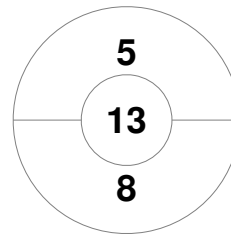


**ACT**

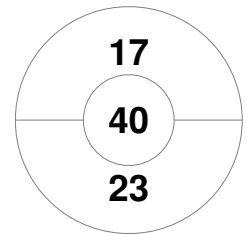


**QLD**

**Circle Entries**

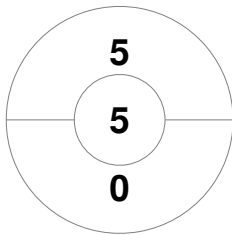


**ACT**

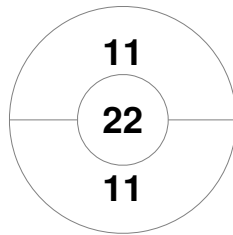


**QLD**

**Shots**

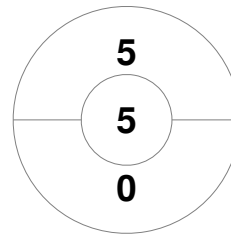


**ACT**

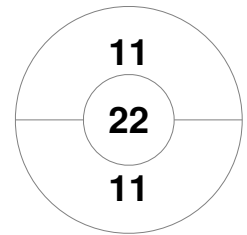


**QLD**

**Shots on Target**

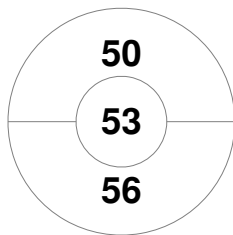


**ACT**

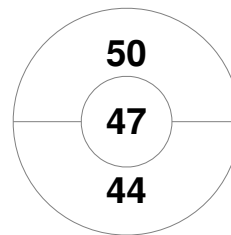


**QLD**

**Possession %**



**ACT**



**QLD**

