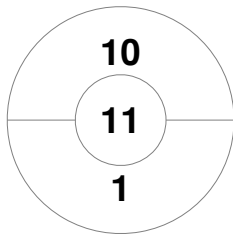


**Match Statistics**

Match #	Date	Time	Pool / Class	Pitch
12	21 Apr 2017	11:00	Pool B, Pool D	Pitch 2

<b>Australian Capital Territory</b>	Official	1	2	T	<b>Northern Territory</b>
	ACT	1	0	1	
	NT	0	2	2	

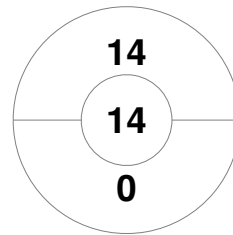
**Penalty Corners**



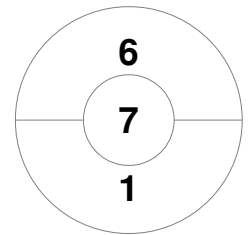
**ACT**



**NT**



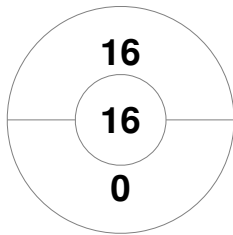
**ACT**



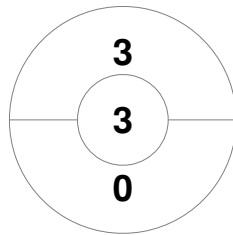
**NT**

**Circle Entries**

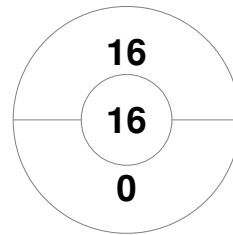
**Shots**



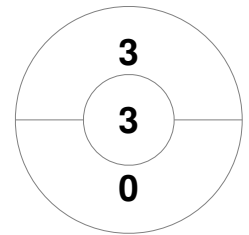
**ACT**



**NT**



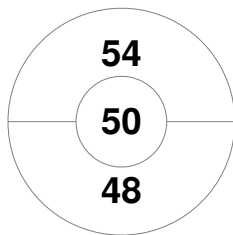
**ACT**



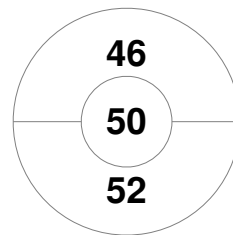
**NT**

**Shots on Target**

**Possession %**



**ACT**



**NT**

