

Match Statistics

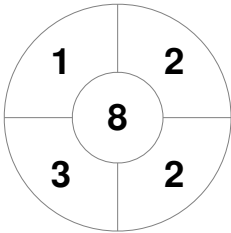
| Match # | Date | Time | Pool / Class | Pitch |
|---------|-------------|-------|--------------|---|
| 10 | 03 Jan 2023 | 17:00 | Round 2 | Pitch 1 - Sports Centre Brisbane Entertainment Centre |

| | | |
|------------------------------|----|--|
| Australian Capital Territory | | |
| GK Subs | 38 | |

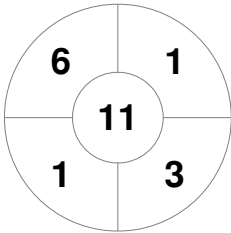
| Official | 1 | 2 | 3 | 4 | T |
|----------|---|---|---|---|---|
| ACT | 1 | 1 | 2 | 0 | 4 |
| NSWB | 2 | 0 | 2 | 3 | 7 |

| | | |
|-----------------------|--|--|
| New South Wales Blues | | |
| GK Subs | | |

Penalty Corners



ACT



NSWB



ACT



NSWB

Circle Entries



ACT



NSWB

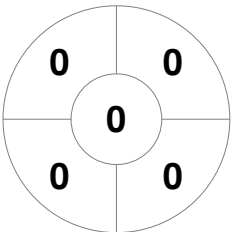


ACT

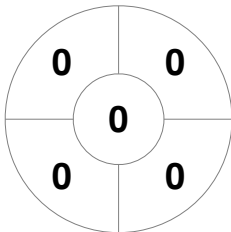


NSWB

Shots on Target



ACT



NSWB

Possession %

