

Match Statistics

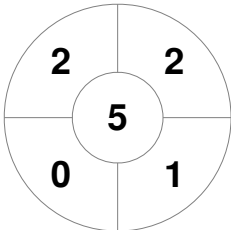
Match #	Date	Time	Pool / Class	Pitch
29	05 Jan 2023	12:00	Round 5	Pitch 1 - Sports Centre Brisbane Entertainment Centre

Victoria			
GK Subs			

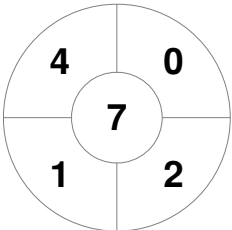
Official	1	2	3	4	T
VIC	1	0	0	0	1
ACT	1	0	3	0	4

Australian Capital Territory			
GK Subs			

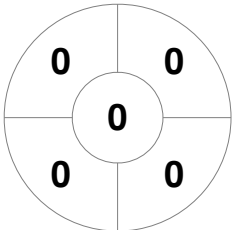
Penalty Corners



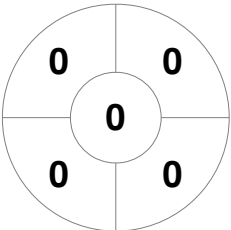
VIC



ACT



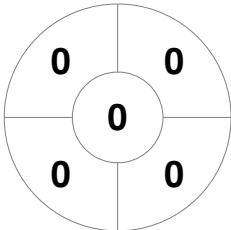
VIC



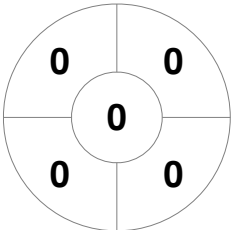
ACT

Circle Entries

Shots

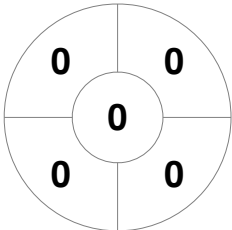


VIC

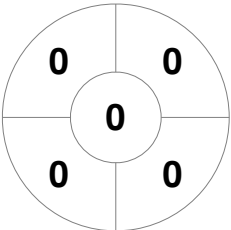


ACT

Shots on Target

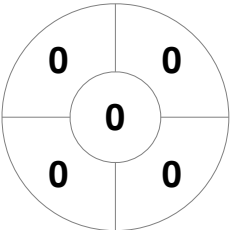


VIC

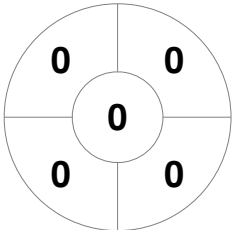


ACT

Possession %



VIC



ACT

