

Match Statistics

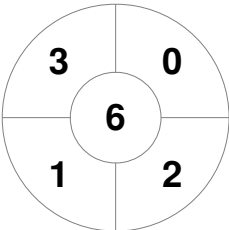
Match #	Date	Time	Pool / Class	Pitch
17	04 Jan 2023	12:00	Round 3	Pitch 1 - Sports Centre Brisbane Entertainment Centre

Western Australia			
GK Subs			

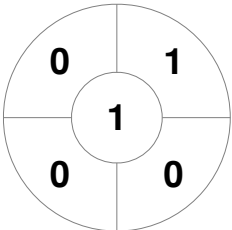
Official	1	2	3	4	T
WA	1	0	1	0	2
ACT	0	0	0	0	0

Australian Capital Territory			
GK Subs			

Penalty Corners



WA



ACT



WA



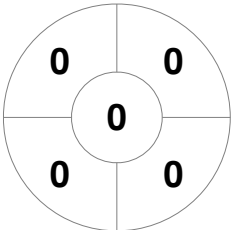
ACT

Circle Entries

Shots



WA



ACT

Shots on Target

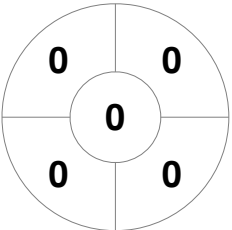


WA

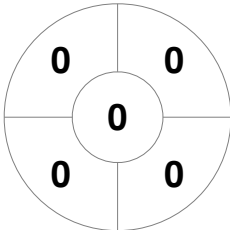


ACT

Possession %



WA



ACT

