

Match Statistics

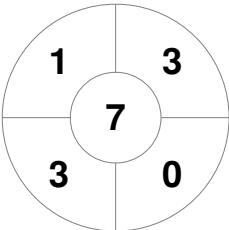
Match #	Date	Time	Pool / Class	Pitch
36	14 Jan 2023	19:00	Semi Final 4	Pitch 1 - Sports Centre   Brisbane Entertainment Centre

Australian Capital Territory		
GK Subs	39	

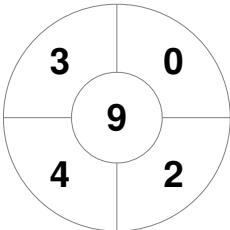
Official	1	2	3	4	T
ACT	1	0	0	0	1
WA	0	0	1	2	3

Western Australia		
GK Subs		

Penalty Corners



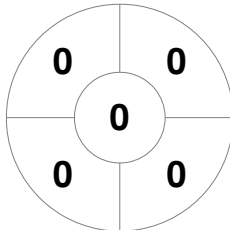
ACT



WA



ACT



WA

Circle Entries

Shots



ACT

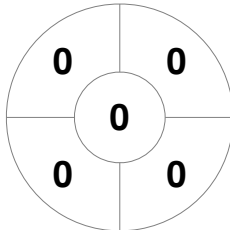


WA

Shots on Target

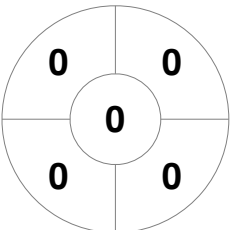


ACT

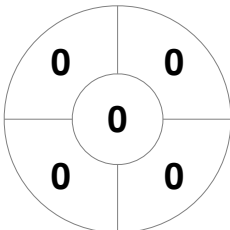


WA

Possession %



ACT



WA

