

Match Statistics

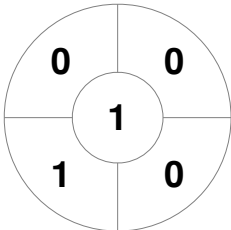
Match #	Date	Time	Pool / Class	Pitch
9	17 Jan 2023	16:00	Round 2	Pitch 1 - Sports Centre Brisbane Entertainment Centre

Australian Capital Territory			
GK Subs			

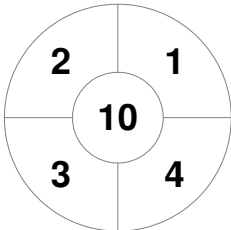
Official	1	2	3	4	T
ACT	0	0	0	0	0
QLDFI	1	1	2	2	6

Queensland Fire			
GK Subs			

Penalty Corners



ACT



QLDFI



ACT

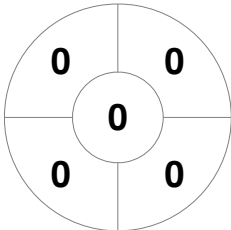


QLDFI

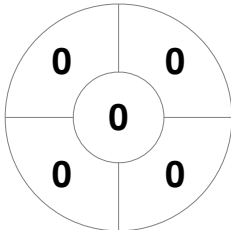
Shots



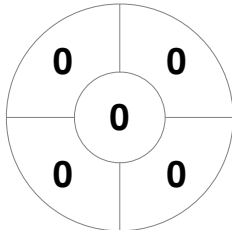
ACT



QLDFI



ACT

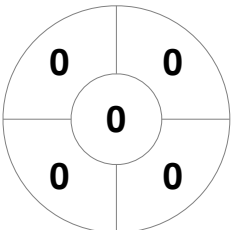


QLDFI

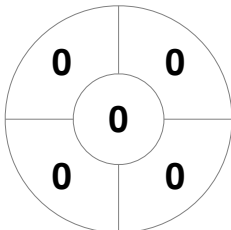
Circle Entries

Shots on Target

Possession %



ACT



QLDFI

