

Match Statistics

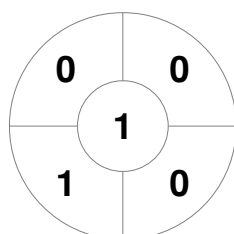
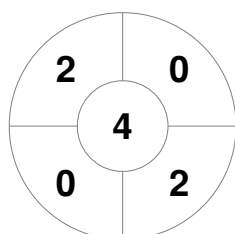
| Match # | Date | Time | Pool / Class | Pitch |
|---------|-------------|-------|--------------|---------|
| 175 | 01 Oct 2023 | 13:15 | 75+ | Pitch 1 |

Western Australia

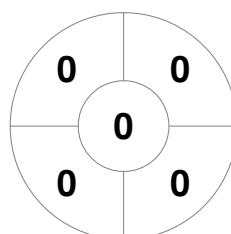
| Official | 1 | 2 | 3 | 4 | T |
|----------|---|---|---|---|---|
| WA | 1 | 1 | 0 | 0 | 2 |
| VIC | 0 | 0 | 0 | 0 | 0 |

Victoria

Penalty Corners



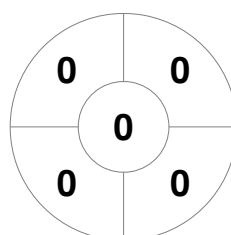
Circle Entries



Shots



Shots on Target



Possession %

