

Match Statistics

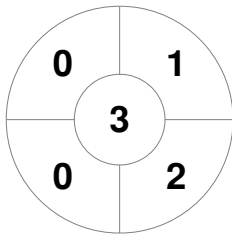
Match #	Date	Time	Pool / Class	Pitch
27	05 Jan 2024	10:00	Round 5	Indoor Pitch 1

New South Wales Blues			
GK Subs			

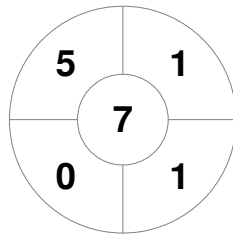
Official	1	2	3	4	T
NSWB	0	0	2	0	2
ACT	2	1	2	3	8

Australian Capital Territory			
GK Subs			

Penalty Corners



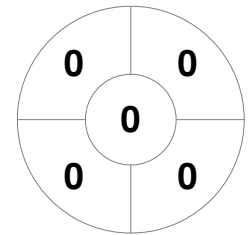
NSWB



ACT



NSWB



ACT

Circle Entries

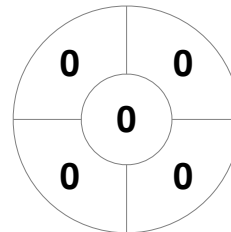
Shots



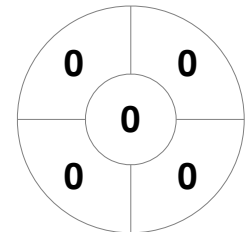
NSWB



ACT



NSWB



ACT

Shots on Target

Possession %



NSWB



ACT

