

Match Statistics

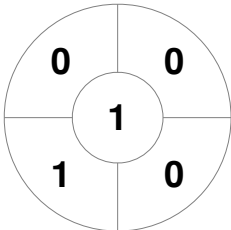
Match #	Date	Time	Pool / Class	Pitch
44	06 Jan 2024	15:10	Semi Final 2	Indoor Pitch 1 - National Hockey Centre

Australian Capital Territory		
GK Subs	21	

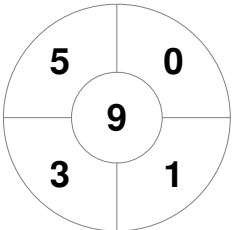
Official	1	2	3	4	T
ACT	1	0	0	1	2
WA	0	0	1	0	1

Western Australia		
GK Subs	36	

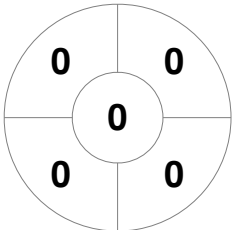
Penalty Corners



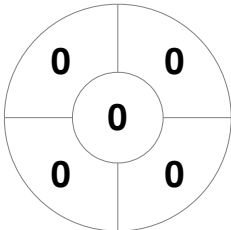
ACT



WA



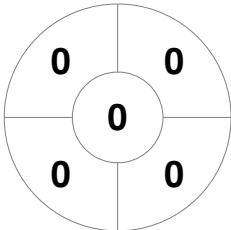
ACT



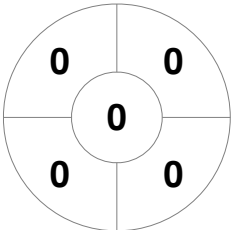
WA

Circle Entries

Shots

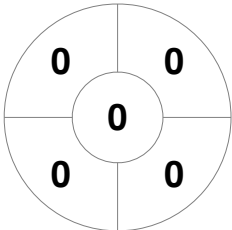


ACT

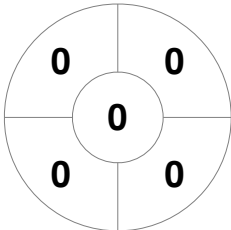


WA

Shots on Target

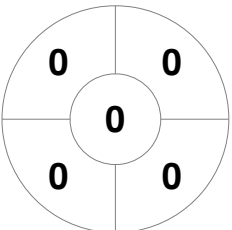


ACT

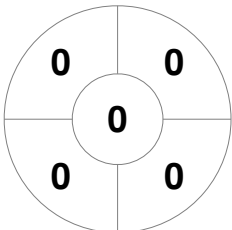


WA

Possession %



ACT



WA

