

Match Statistics

Match #	Date	Time	Pool / Class	Pitch
3	17 Jan 2024	10:00	Round 1	Indoor Pitch 1 - National Hockey Centre

New South Wales Lions

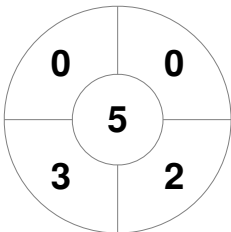
GK Subs

Official	1	2	3	4	T
NSWL	0	0	2	0	2
ACT	0	3	0	0	3

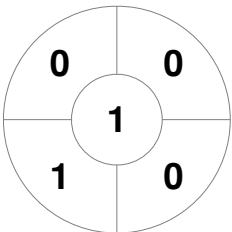
Australian Capital Territory

GK Subs

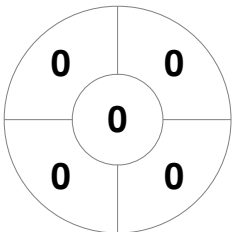
Penalty Corners



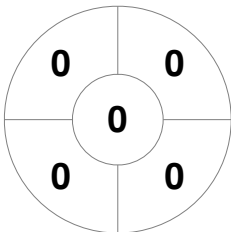
NSWL



ACT



NSWL



ACT

Circle Entries

Shots



NSWL



ACT

Shots on Target

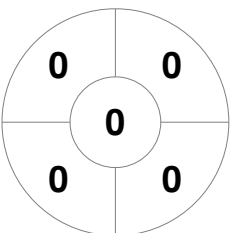


NSWL

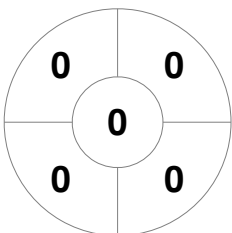


ACT

Possession %



NSWL



ACT

