

Match Statistics

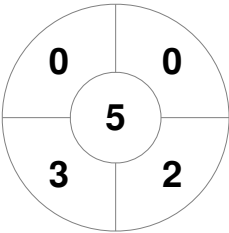
| Match # | Date | Time | Pool / Class | Pitch |
|---------|-------------|-------|--------------|---|
| 18 | 18 Jan 2024 | 13:00 | Round 3 | Indoor Pitch 1 - National Hockey Centre |

| | | | |
|------------------|--|--|--|
| Queensland Shots | | | |
| GK Subs | | | |

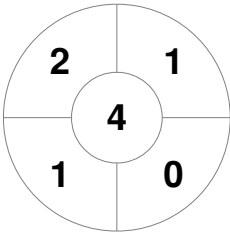
| Official | 1 | 2 | 3 | 4 | T |
|----------|---|---|---|---|---|
| QLDSH | 0 | 0 | 0 | 2 | 2 |
| ACT | 0 | 0 | 0 | 0 | 0 |

| | | | |
|------------------------------|--|--|--|
| Australian Capital Territory | | | |
| GK Subs | | | |

Penalty Corners



QLDSH



ACT



QLDSH



ACT

Circle Entries

Shots



QLDSH



ACT

Shots on Target



QLDSH

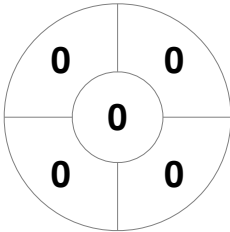


ACT

Possession %



QLDSH



ACT

