

Match Statistics

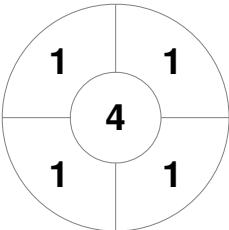
Match #	Date	Time	Pool / Class	Pitch
12	17 Jan 2024	19:00	Round 2	Indoor Pitch 1

Australian Capital Territory			
GK Subs			

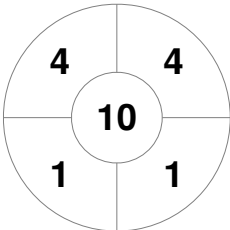
Official	1	2	3	4	T
ACT	0	0	0	0	0
NSWS	2	2	0	1	5

New South Wales Stars			
GK Subs			

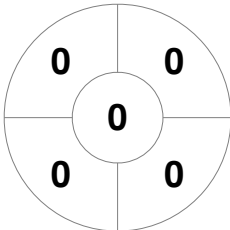
Penalty Corners



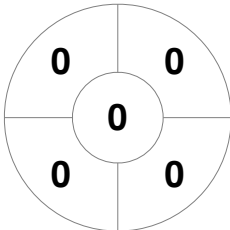
ACT



NSWS

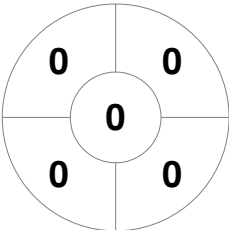


ACT

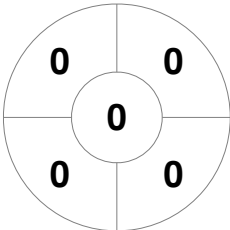


NSWS

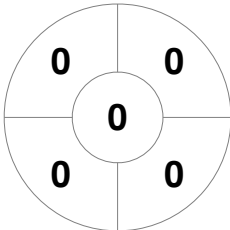
Circle Entries



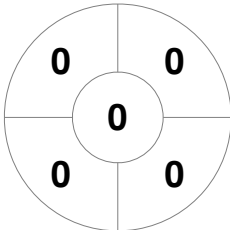
ACT



NSWS



ACT

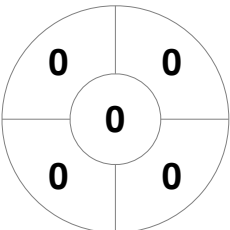


NSWS

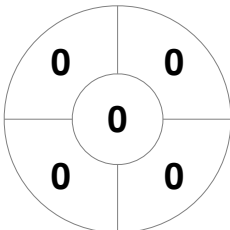
Shots on Target

Shots

Possession %



ACT



NSWS

