

Match Statistics

Match #	Date	Time	Pool / Class	Pitch
40	20 Jan 2024	13:00	Round 7	Indoor Pitch 1 - National Hockey Centre

Queensland Flare

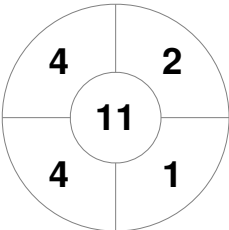
GK Subs

Official	1	2	3	4	T
QLDFL	2	2	0	1	5
ACT	1	0	0	0	1

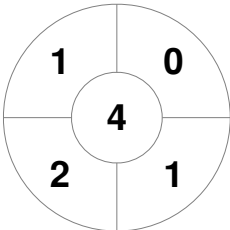
Australian Capital Territory

GK Subs

Penalty Corners



QLDFL



ACT



QLDFL



ACT

Circle Entries

Shots



QLDFL



ACT

Shots on Target

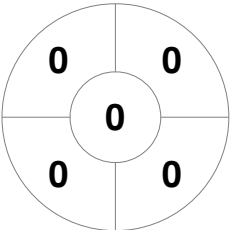


QLDFL

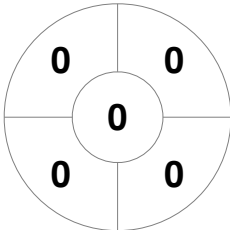


ACT

Possession %



QLDFL



ACT

