

Match Statistics

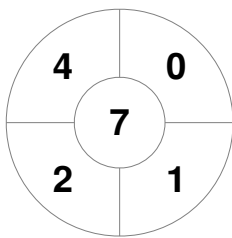
|         |             |       |                 |                |
|---------|-------------|-------|-----------------|----------------|
| Match # | Date        | Time  | Pool / Class    | Pitch          |
| 26      | 23 Jan 2024 | 10:00 | Quarter Final 4 | Indoor Pitch 1 |

|                 |  |  |  |
|-----------------|--|--|--|
| <b>Victoria</b> |  |  |  |
| GK Subs         |  |  |  |

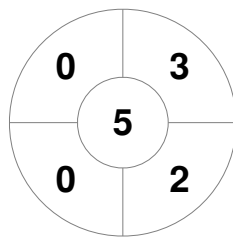
|          |   |   |   |   |   |
|----------|---|---|---|---|---|
| Official | 1 | 2 | 3 | 4 | T |
| VIC      | 0 | 0 | 0 | 2 | 2 |
| ACT      | 1 | 0 | 0 | 0 | 1 |

|                                     |    |  |  |
|-------------------------------------|----|--|--|
| <b>Australian Capital Territory</b> |    |  |  |
| GK Subs                             | 38 |  |  |

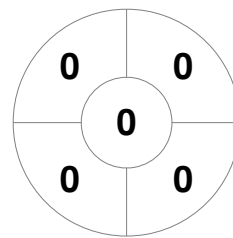
Penalty Corners



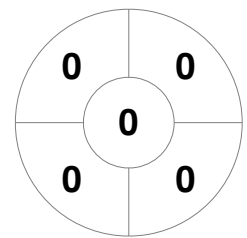
VIC



ACT



VIC



ACT

Circle Entries

Shots



VIC



ACT



VIC



ACT

Shots on Target

Possession %



VIC



ACT

