

Match Statistics

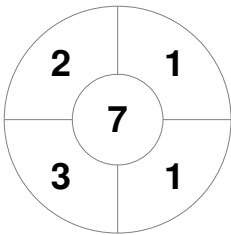
Match #	Date	Time	Pool / Class	Pitch
42	24 Jan 2024	15:00	5/6 Classification	National Hockey Centre

Australian Capital Territory			
GK Subs			

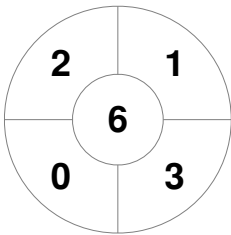
Official	1	2	3	4	T
ACT	0	1	1	0	2
NSWS	1	1	1	0	3

New South Wales State			
GK Subs			

Penalty Corners



ACT



NSWS



ACT



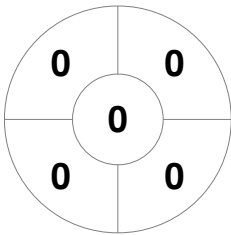
NSWS

Circle Entries

Shots

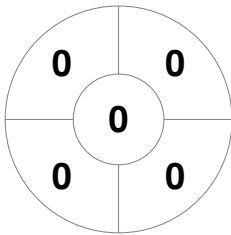


ACT

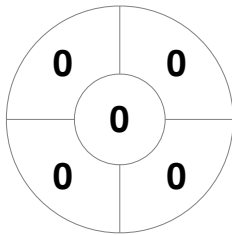


NSWS

Shots on Target



ACT



NSWS

Possession %



ACT



NSWS

