

Match Statistics

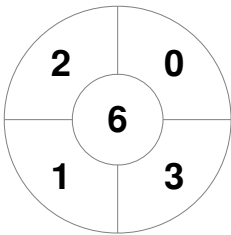
Match #	Date	Time	Pool / Class	Pitch
1	21 Jan 2024	08:00	Round 1	Indoor Pitch 1

Queensland Maroon			
GK Subs			

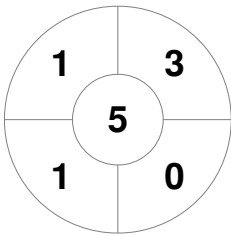
Official	1	2	3	4	T
QLDM	2	1	0	0	3
ACT	0	1	1	1	3

Australian Capital Territory			
GK Subs			

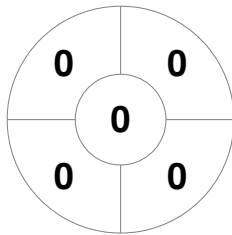
Penalty Corners



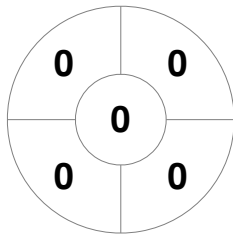
QLDM



ACT



QLDM



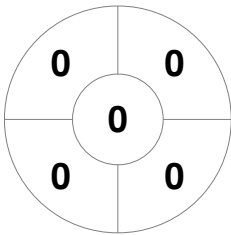
ACT

Circle Entries

Shots

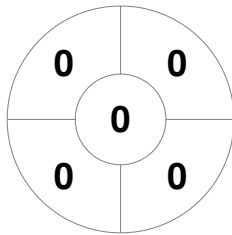


QLDM

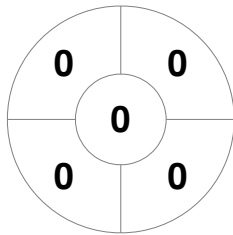


ACT

Shots on Target

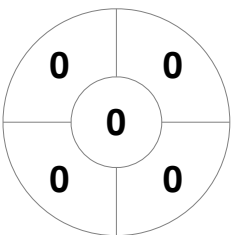


QLDM

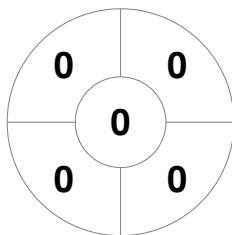


ACT

Possession %



QLDM



ACT

