

Match Statistics

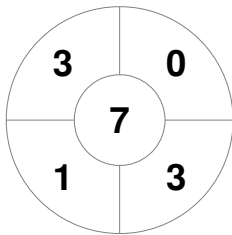
Match #	Date	Time	Pool / Class	Pitch
39	19 Mar 2024	15:30	Semi Final 4	Pitch 2

South Australia

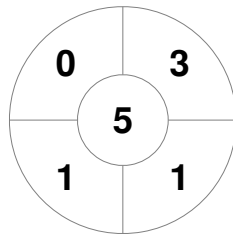
Official	1	2	3	4	T	SO
SA	0	0	1	0	1	2
ACT	0	0	1	0	1	3

Australian Capital Territory

Penalty Corners



SA

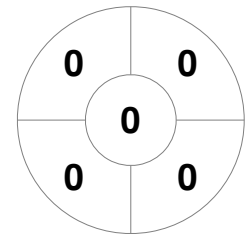


ACT

Circle Entries



SA



ACT

Shots



SA

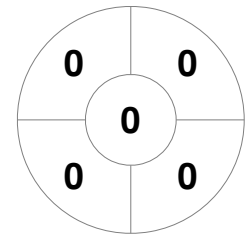


ACT

Shots on Target



SA



ACT

Possession %



SA



ACT

